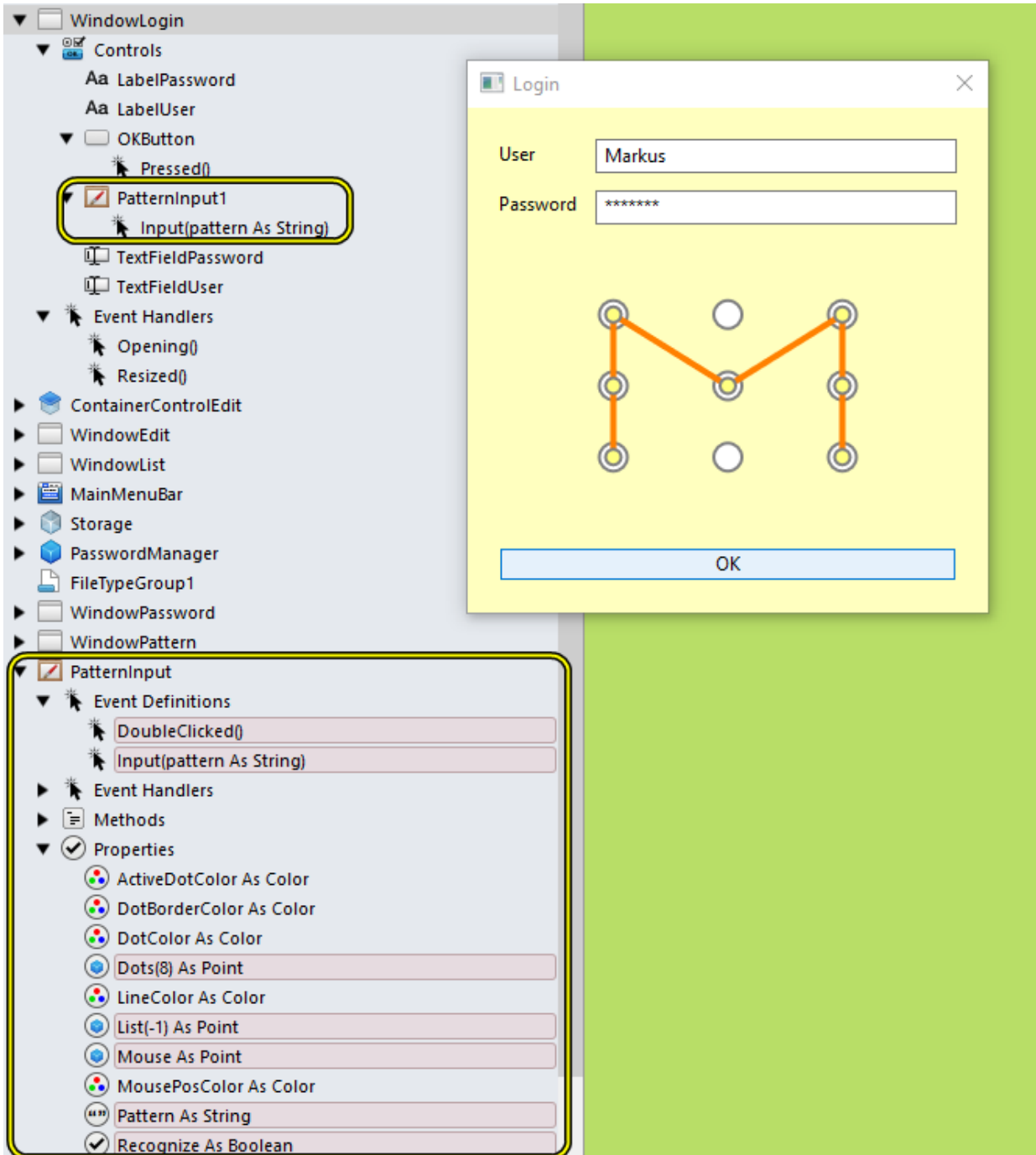


# Pattern Input Control 1.0 (03.11.2019)

for Xojo 2019r2

targets Desktop Windows, Linux, macOS

pattern input is a plugin control to offer pattern input instead of passwords.



author Markus Rauch  
<https://hp.mara.one>

## Events

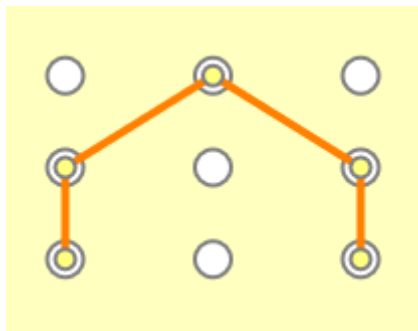
**Input(pattern)** give you a string sequence of numbers  
DoubleClicked

## Methods

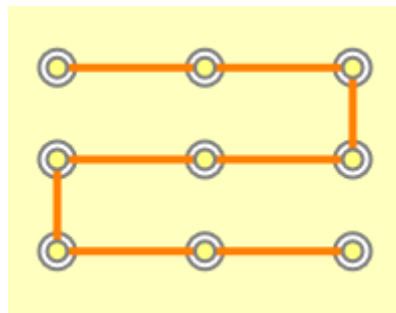
**Ready** return a string with numbers, it raise also the Input event  
**Start** use it if the window was resized

## Properties

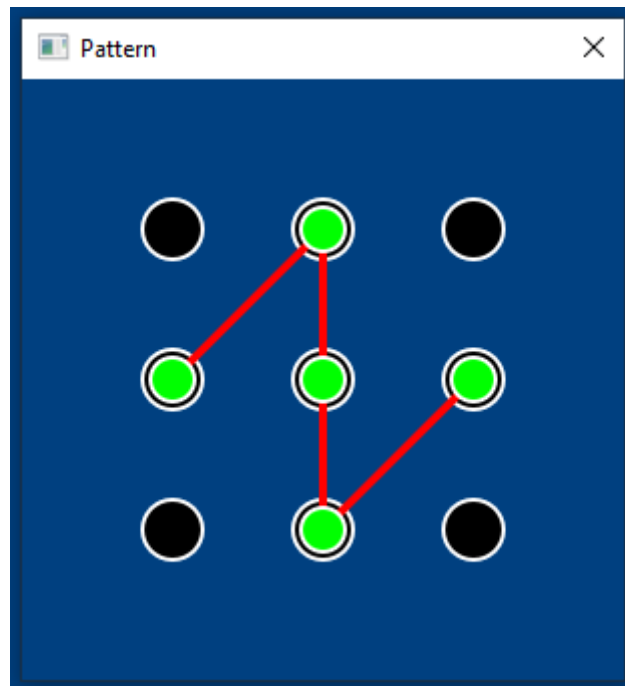
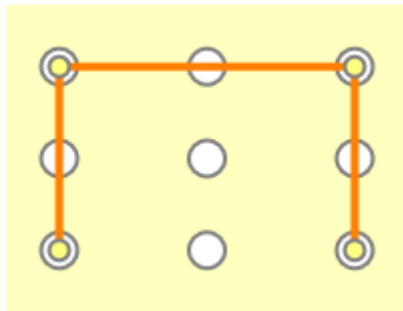
**Dot Color** the dot fill color  
**Dot Border Color** the border around the dots  
**Active Dot Color** the inner dot passed by mouse  
**Line Color** the line color between dots  
**Mouse Pos Color** the mouse position if mouse is hold



jump over



different colors



how to use:

please drag the plugin binary file with ctrl+shift (windows os) into your project it will make a link there.


if you like to copy the source code into your project just drag and drop this file.


it appear as PatternInput, this control you can drag and drop into a window.

if you selected it in the window you can change also the default colors.

**ID**

Name

Super  

Scope  

---

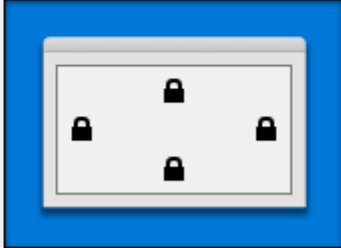
**Position**

Left  Top

Width  Height

---


**Locking**




---

**Appearance**

Allow Auto Deactivate

Backdrop  

Enabled

Tooltip  

Allow Focus Ring

Visible

---

**Behavior**

Allow Focus

Allow Tabs

Transparent

Line Color

Dot Color

Dot Border Color

Mouse Pos Color

Active Dot Color